


How to Login to the Online Appointment Scheduling Website

Troubleshooting Guide



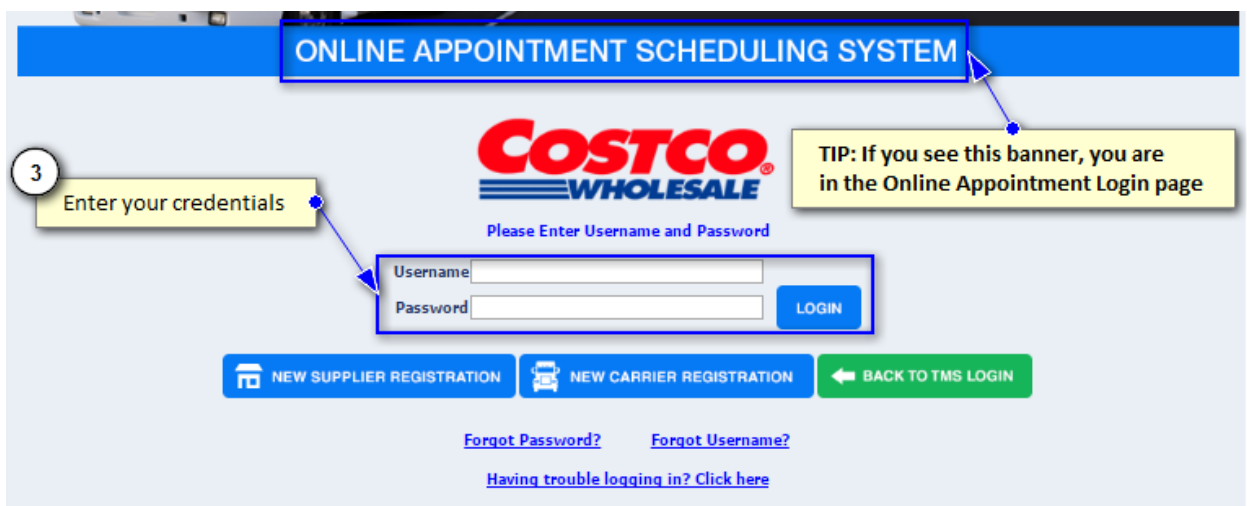
Contents

- How to Login 2
 - Login Steps 2
 - Follow these steps to go directly to the ONLINE APPOINTMENT SCHEDULING website 2
- Login Screen for Online Appointment Website 3
 - Online Appointment Scheduling System Screen 3
 - Online Transportation Management System Screen..... 3
- Forgot Password?..... 4
 - Password Recovery Steps 4
 - Temporary Password 4
- Still Having Trouble? 5

How to Login

Login Steps

1. Click this link: www.costcotraffic.com
2. Click the blue 'Prepaid Appointment Login' button so that you land on the **ONLINE APPOINTMENT SCHEDULING SYSTEM** page
3. Enter your username and password (or temporary password)



OR

Follow these steps to go directly to the ONLINE APPOINTMENT SCHEDULING website

1. Click this link: <https://www.costcotraffic.com/pls/apex/f?p=110:1001>
2. Enter your credentials


TIP: Bookmark this link <https://www.costcotraffic.com/pls/apex/f?p=110:1001>

PASSWORDS ARE CASE SENSITIVE!

Login Screen for Online Appointment Website

Online Appointment Scheduling System Screen

CORRECT LOGIN PAGE



ONLINE APPOINTMENT SCHEDULING SYSTEM

COSTCO WHOLESALE

Please Enter Username and Password

Username:

Password:

LOGIN

NEW SUPPLIER REGISTRATION **NEW CARRIER REGISTRATION** **← BACK TO TMS LOGIN**

[Forgot Password?](#) [Forgot Username?](#)

[Having trouble logging in? Click here](#)

<https://www.costcotraffic.com/pls/apex/f?p=110:1001>

Online Transportation Management System Screen

INCORRECT LOGIN PAGE



ONLINE TRANSPORTATION MANAGEMENT SYSTEM

COSTCO WHOLESALE

Please Enter Username and Password

Username:

Password:

LOGIN

FORGOT PASSWORD? **PREPAID APPOINTMENT LOGIN**

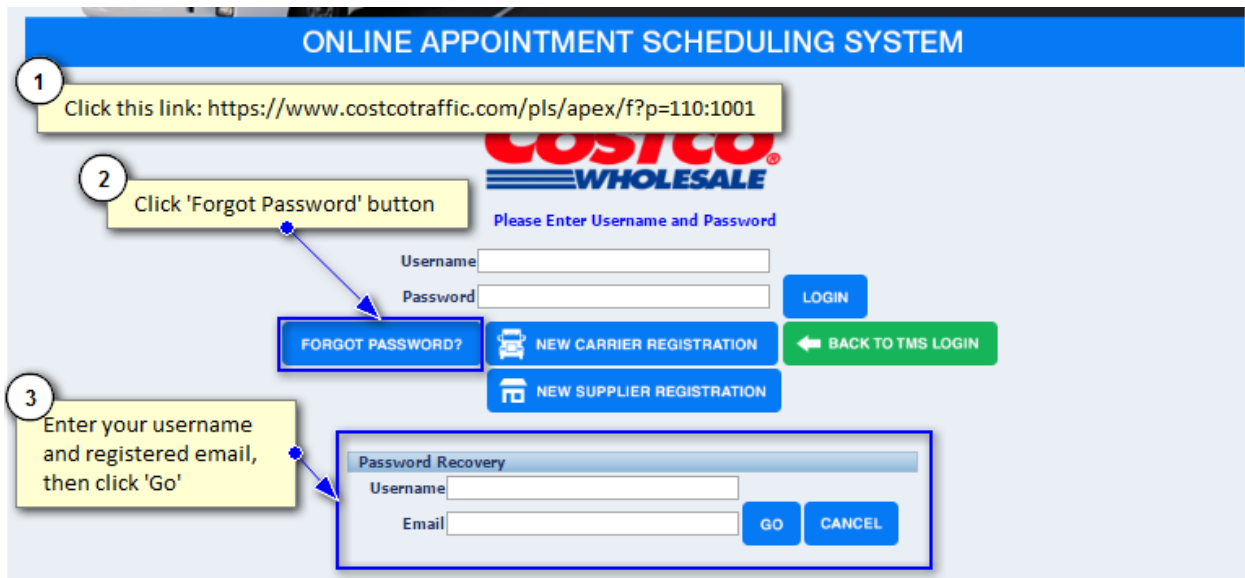
Reminder: If you see this screen, click the 'Prepaid Appointment Login' button

www.costcotraffic.com

Forgot Password?

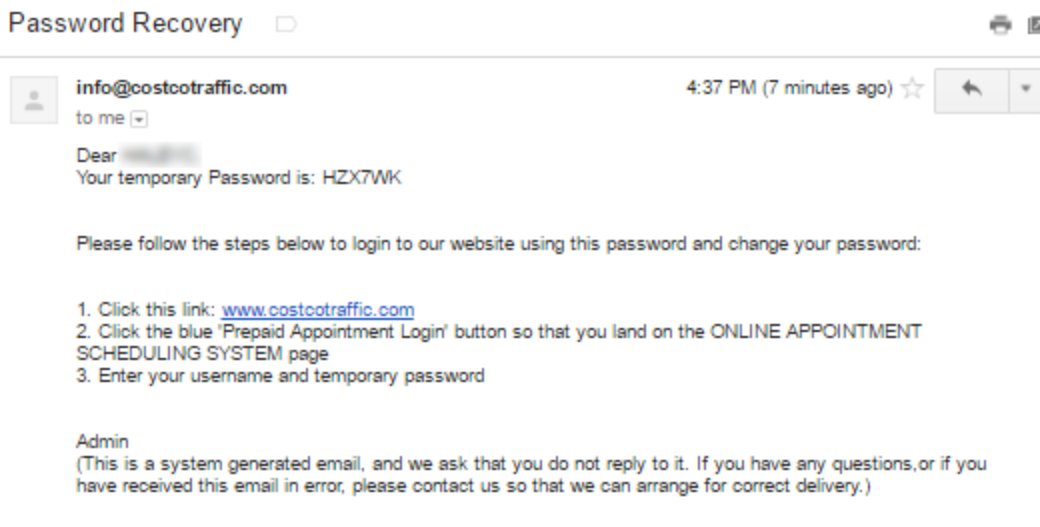
Password Recovery Steps

1. **Click this link:** <https://www.costcotraffic.com/pls/apex/f?p=110:1001>
2. Click the blue **'Forgot Password'** button
 - If the *'Forgot Password'* button is **green**, you are in the wrong screen
3. Enter your username and registered email
 - The email address must match the email registered to the username you are recovering



Temporary Password

- Click of **'Go'** will generate an automatic **'Password Recovery'** email from info@costcotraffic.com containing a new **temporary password**



DIDN'T GET THE EMAIL?

CHECK YOUR SPAM AND JUNK MAIL FOR AN EMAIL FROM INFO@COSTCOTRAFFIC.COM

TIP: Add info@costcotraffic.com to your email address book


Follow the same Login steps using your temporary password:

1. **Click this link:** www.costcotraffic.com
2. Click the blue '**Prepaid Appointment Login**' button so that you land on the **ONLINE APPOINTMENT SCHEDULING SYSTEM** page
3. Enter your username and temporary password

OR

1. **Click this link:** <https://www.costcotraffic.com/pls/apex/f?p=110:1001>
2. Enter your username and temporary password

On your next login attempt, you will be prompted to **Reset** your password, follow the instructions and click '**Submit**':



COSTCO
WHOLESALE

Reset Password

Password should be 8 characters alphanumeric with one letter in Upper case.

Username

*Temporary Password :

*New Password : Password not entered

*Retype Password :

Submit **Cancel**

Still Having Trouble?

Email support@costcotraffic.com with the following information:

- Username
- Description of issue
- Screen shot